



Academy of Our Lady of Grace

400 Kamena Street, Fairview, NJ 07022

Telephone: 201-945-8300 Fax: 201-945-4580

Website: www.aolgfairview.org

June 2025

Dear Parents,

Summer packets and supply lists are being sent home with your child today. The summer packets are required to be completed and returned to the teacher during the first week of school in September. (For Pre-K3 and Pre-K4 students, even though we are asking for them to choose 2 books to read, only one book report is required.)

For returning students going into grades 3 – 8 in September, 20% of your grade for the Math packet will be scored through the IXL summer requirement. Please refer to "IXL Summer Boost: Math" pinned to your child's IXL Dashboard. The Skill Plan can be found by clicking the "Learning" tab.

Items on the supply lists may be purchased by you or ordered through the School Tool Box Company (please see the attached flyer). When ordering, enter our school name or zip code to locate our school. Please allow ample time to be able to receive your order prior to the start of school.

Thank you.

Respectfully yours,

A handwritten signature in cursive script, appearing to read "Mrs. Filomena D'Amico".

Mrs. Filomena D'Amico

**IMMUNIZATION REQUIREMENTS FOR ALL STUDENTS
ENROLLING OR ATTENDING ACADEMY OF OUR LADY OF GRACE PRE-SCHOOL**

The following vaccinations are required for Pre-K enrollment at the Academy of Our Lady of Grace:

- 4 D-TaP
- 3 Polio
- 1 MMR
- 4 Hib
- 4 Pneumococcal (PCV)
- 1 VAR of history of Chicken Pox
- Annual Influenza

At least one dose of **Pneumococcal Conjugate Vaccine (PCV)** is required on or after the first birthday for admittance to the Academy of Our Lady of Grace.

All Pre-K students must receive one annual dose of **Influenza Vaccine** between September 1 and December 31.


Any student who has not received their influenza vaccine will be excluded from school beginning January 1.

If uninsured, please check with your local health departments. Flu vaccines and immunizations may be available.

Academy of Our Lady of Grace

ORIENTATION DAY

Wednesday, September 3,
2025



Pre-K 2, 3, 4 at 9:00

Kindergarten at 10:00

WELCOME!

WE ARE HAPPY AND EXCITED TO MEET YOU.

Make our website "your friend." Visit it frequently as forthcoming information becomes available.

- Information will be provided on classroom procedures and typical daily procedures including drop off and pick up times.
- Classroom supplies are to be brought to your child's classroom.
- Parent and child are to attend and will participate in an activity.



Pre-K3 Supply List – September 2025

Dear Parents,

Welcome to Pre-K3! The following is a list of supplies your child will need for class. ***Please make sure to label all supplies with your child's name.*** Thank you.

- 4 rolls of paper towels
- 1 package of 6 glue sticks (small)
- 1 liquid Elmer's glue
- 4 boxes of tissues
- 2 boxes of baby wipes
- 1 small liquid hand soap
- 2 containers of Clorox wipes
- 2 packages of large paper plates for crafts – please no Styrofoam
- 2 packages of small paper plates for crafts – please no Styrofoam
- 1 package of plastic spoons
- 1 package of plastic forks
- 1 box of large Ziploc bags
- 1 box of small Ziploc bags
- 1 package of flushable wipes
- 1 package Crayola construction paper
- 2 packages of copy paper
- 1 pocket folder
- 1 package of Play-Doh (3-pack)
- 1 package “googly eyes” for crafts (.59 inches - not the tiny little ones, please)
- 1 package of watercolor paint and paint brush
- 1 **regular size** backpack
- 1 small blanket labeled with your child's name (please no pillows)
- \$25.00 supply fee to cover notebooks provided throughout the year and a sleeping mat. (Please send the money in an envelope on the 1st day of school in your child's backpack with their name, grade, and label what the money is for.)

Please send in a spare set of regular seasonal clothes: underwear, socks, pants, and shirt in a Ziploc bag labeled with your child's name on it.

Order online **today!**

Dear parents,

We are happy to announce that we have chosen to sell prepackaged school supplies for the next school year through School Tool Box.

Want to avoid the back-to-school rush?

- Put your zip code in the box at **SchoolToolBox.com**
- Find the school, then choose your child's new grade

Each supply box matches your teacher's approved list. You can add extras or remove what you don't need. After you pay online, supplies are **shipped directly to your home address.**

It doesn't get easier than that!



SCHOOL TOOL BOX

schooltoolbox.com

800-952-1119

Your order supports

**FEED MY
STARVING
CHILDREN**



One Box, One Meal

School Name:

Academy of Our Lady of Grace
Fairview, NJ 07022

Ordering Available:

June 18th

Allow 10 days for processing.



Notes



Scan here to view your school's boxes and place your order today!





PRESCHOOL

PREK3, PREK4

Choose 2 books

I Am NOT a Chair by Ross Burach

Ten Apples Up On Top! by Dr. Seuss

One Big Pair of Underwear by Laura Gehl & Tom
Lichtenheld Dream Big, Little Scientists by Michelle
Schaub

Hair Love by Matthew A. Cherry

The Bear Who Wasn't There by LeUyen Pham

Pete the Cat: I Love My White Shoes by Eric Litwin and
James Dean

Hippos Are Huge! by Jonathan London,
illustrated by Matthew Trueman

I Am Invited to a Party (Elephant and Piggie) by Mo Wil-
lems

Don't Push the Button by Bill Cotter Rhyming Dust Bun-
nies by Jan Thomas Tree: A Peek Through Book by Britta
Teckentrup One Day in the Eucalyptus, Eucalyptus Tree
by Daniel Bernstrom Who Done It? by Oliver Tallec

Enjoy story time this summer with your family!

Reading Response

Title: _____

Author: _____

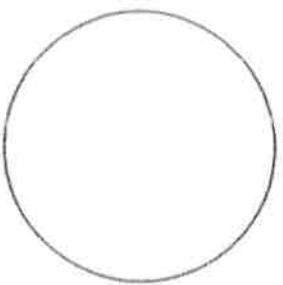
Did you like this book? Color one:



My favorite part was...

Name: _____

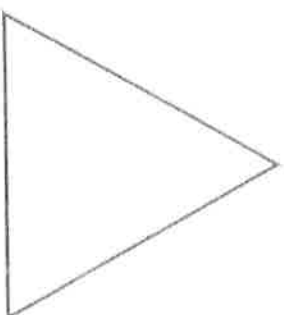
I know my shapes.



Circle




Square



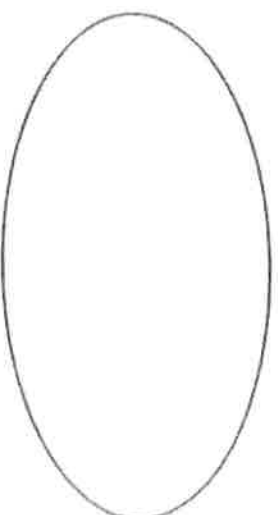
Triangle




Rectangle




Star



Oval


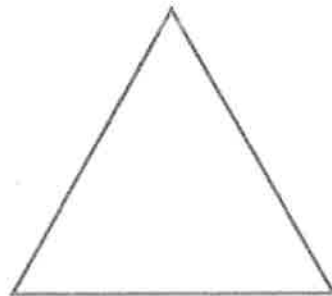

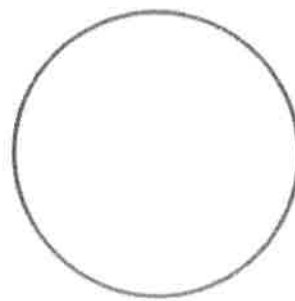

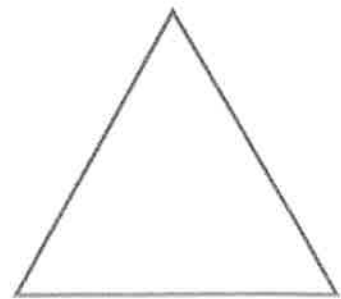

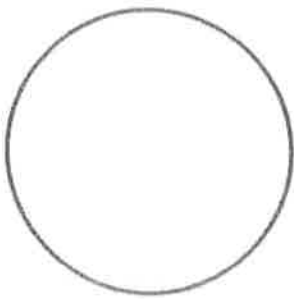

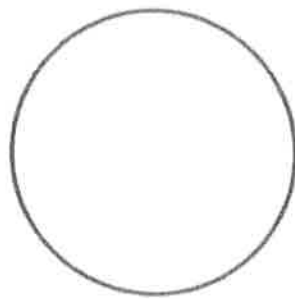
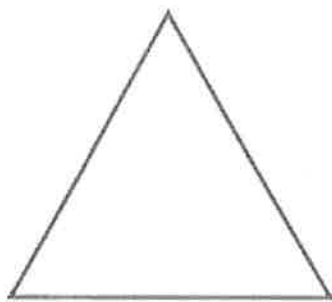

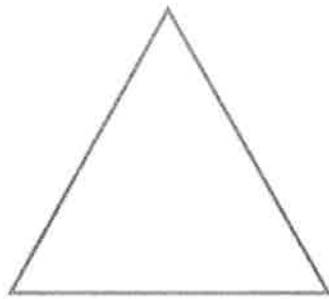
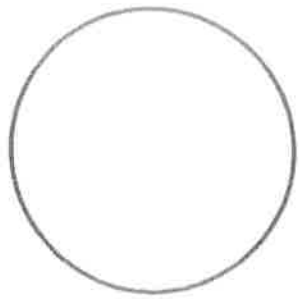


Diamond

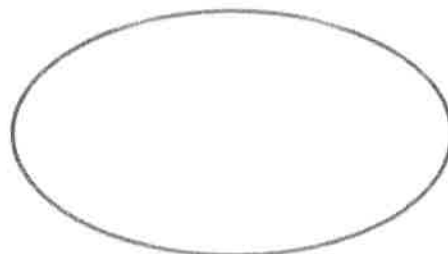


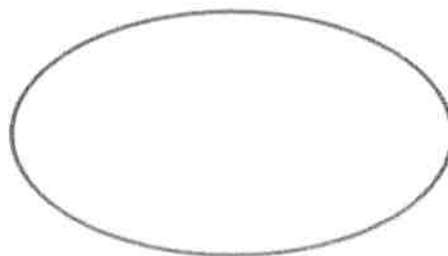
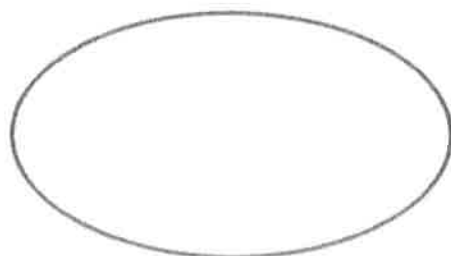
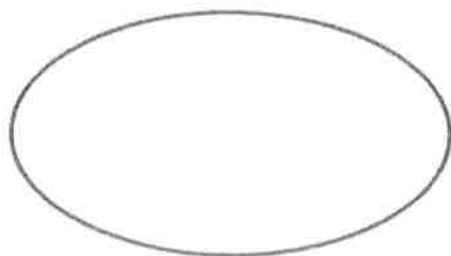

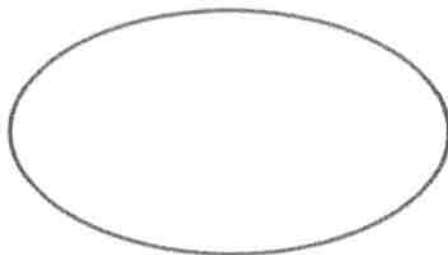
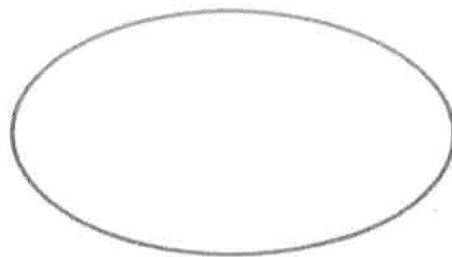


Heart

Color the circles BLUE, the triangles RED,
and the squares GREEN



Color the rectangles BLUE, the stars RED,
and the ovals GREEN





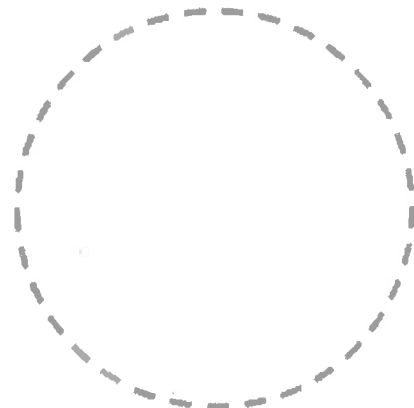
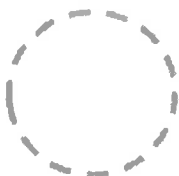
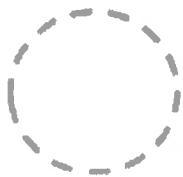
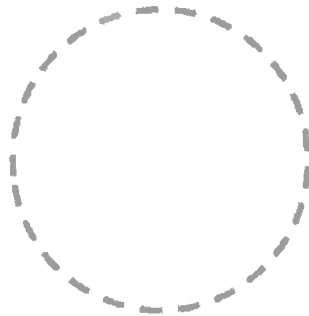
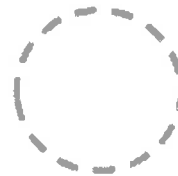
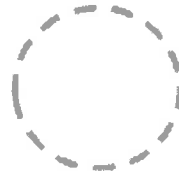
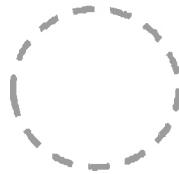
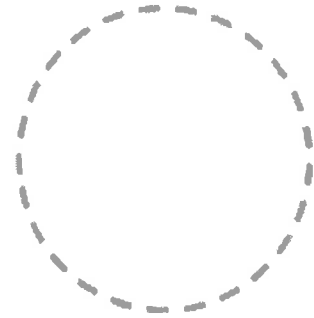
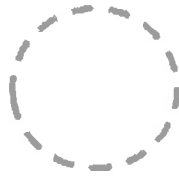
Aboutpreschool.net Shape Completion Worksheet




Let's complete the dashed lines.



CIRCLE



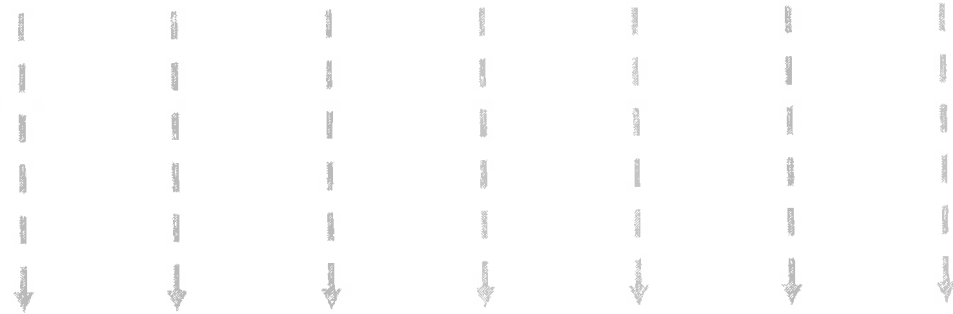
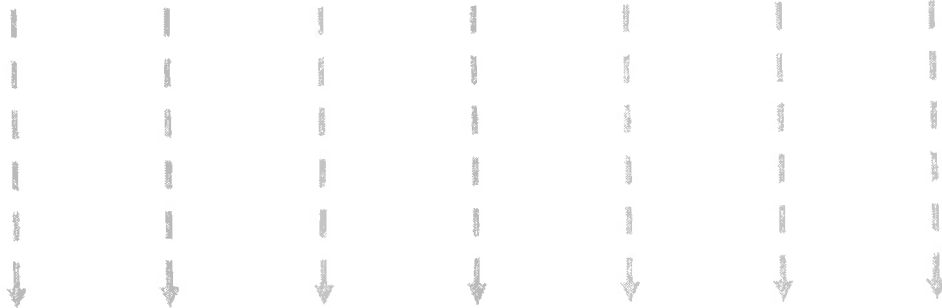


Name _____

Tracing Lines Worksheet

Practice Tracing Lines


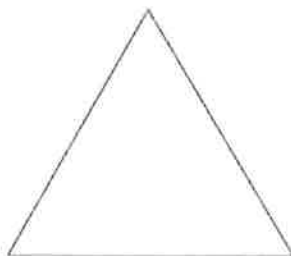
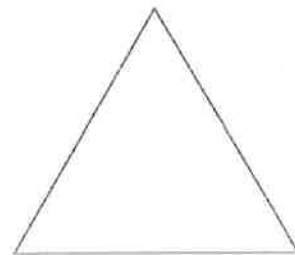




Practice tracing straight lines. Trace the dotted lines below from top to bottom. Then draw some lines from top to bottom on your own in the last row.




Name _____

Shape Matching Worksheet

Draw a line from each shape on the left to the matching shape on the right side of the page.

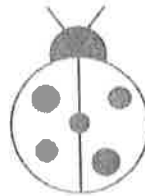
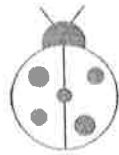





Name _____

Same Size

Color in the objects that are the same size in each row.





Name _____

Count and Color

Color in the correct number of objects.






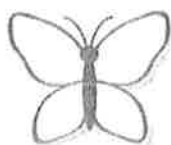
2



4




5



3











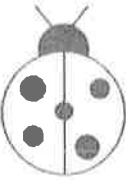

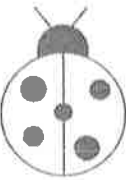

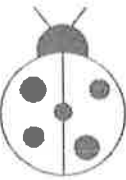
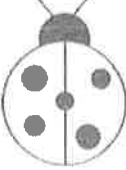
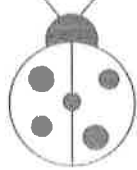
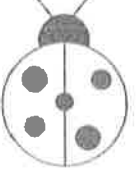
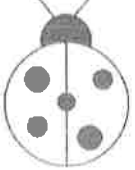
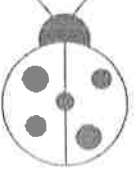




Name _____

Patterns.


Look carefully and color the matching images. Then color, cut, and paste the correct image to complete the pattern.


    	
    	
    	
    	

Pattern Worksheet

www.allkidsnetwork.com

© Copyright AllKidsNetwork.com



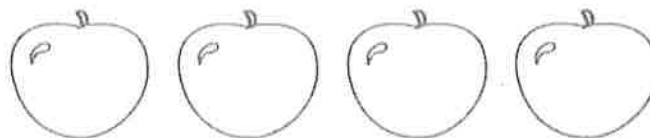


Name _____

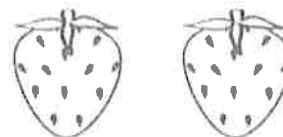
Number Matching

Color in the objects and match them to the correct number on the left.

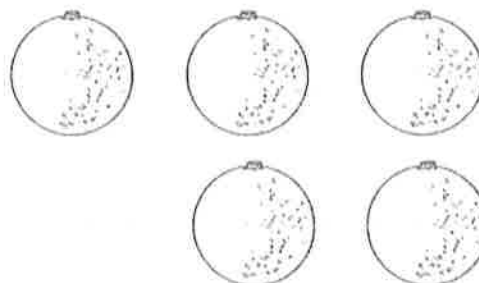
7



5



2



4

